

TELESCOPING TOPS (T2T & T3T)

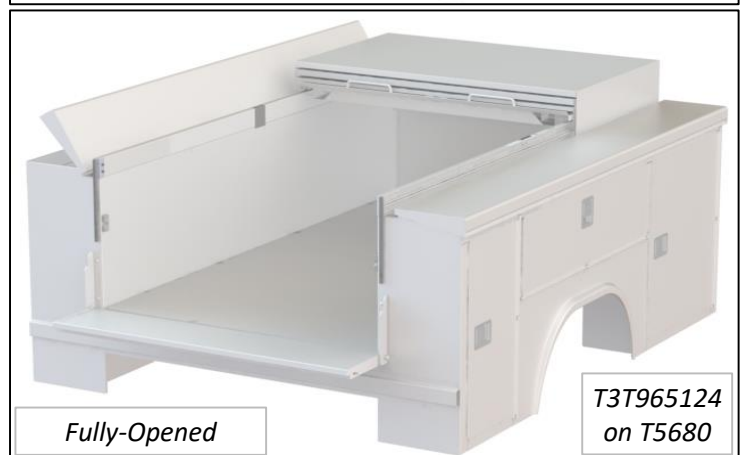



Modified for rolling sections and tuck-away tailgate

- Sections include high capacity all-metal rollers, guided for full length, easy to use operation
- Tailgate design updated with grip handles and tuck-away storage under the rear section
- New 3-Section (T3T) teletops for 96" bodies
- Ship loose option utilizes a smaller shipping pallet with re-designed rail system and sections

Installation, Shipping, & Latch Options

P/N	Description
BINSTT2T	Install 2-piece teletops (T2T) on body
BINSTT3T	Install 3-piece teletops (T3T) on body
BINSTTCRK	Additional charge for crane or CRK body
BPKG CHG TT	Packaging charge to Ship Loose
BLTADS TT	D-Ring Latch in leu of standard
BLTARS TT	Rotary lock cylinder/key in latch
BLTATS TT	T-Handle Latch in leu of standard

- Effective 3/11/2020 s/n A36800





TELESCOPING TOPS (T2T & T3T)

Body Size	Body Series	Sections	Model	Approximate Weight (lbs)	Body Size	Body Series	Sections	Model	Approximate Weight (lbs)	
4080 / 4280	U & J	2	T2T805119	203	60DW94	U & J	2	T2T1085419	257	
	L & T	2	T2T805124	216			3	T3T1085419	333	
	S	2	T2T805129	226		L & T	2	T2T1085424	263	
56W80	L & T	2	T2T964024	206			3	T3T1085424	338	
	S	2	T2T964029	214		E & C*	2	T2T1085427	274	
5680	U & J	2	T2T965119	229			3	T3T1085427	349	
		3	T3T965119	297		S	2	T2T1085429	276	
	L & T	2	T2T965124	241			3	T3T1085429	351	
		3	T3T965124	309		84D94	U & J	3	T3T1326519	427
	S	2	T2T965129	251			L & T	3	T3T1326524	434
		3	T3T965129	319			E	3	T3T1326527	446
56DW94	U & J	2	T2T965419	237		S	3	T3T1326529	449	
		3	T3T965419	307	84DW89	U & J	3	T3T1324919	363	
	L & T	2	T2T965424	250		L & T	3	T3T1324924	369	
		3	T3T965424	320		E & C*	3	T3T1324927	378	
	S	2	T2T965429	261		S	3	T3T1324929	380	
		3	T3T965429	331	84DW94	U & J	3	T3T1325419	383	
6080	U & J	2	T2T1085119	248		L & T	3	T3T1325424	389	
	L & T	2	T2T1085124	253		E & C*	3	T3T1325427	399	
	S	2	T2T1085129	265		S	3	T3T1325429	402	
60D94	U & J	2	T2T1086519	292	102D94	E	3	T3T1446527	475	
		3	T3T1086519	372	102DW94	E	3	T3T1445427	425	
	L & T	2	T2T1086524	299	108D94	L & T	3	T3T1566524	490	
		3	T3T1086524	378		E	3	T3T1566527	502	
	E	2	T2T1086527	311		S	3	T3T1566529	505	
		3	T3T1086527	391	108DW94	L & T	3	T3T1565424	440	
	S	2	T2T1086529	314		E & C*	3	T3T1565427	451	
		3	T3T1086529	393		S	3	T3T1565429	453	
	60DW89	U & J	2	T2T1084919	242	120D94	L & T	3	T3T1686524	517
			3	T3T1084919	315		E	3	T3T1686527	530
L & T		2	T2T1084924	247	S		3	T3T1686529	533	
		3	T3T1084924	320	120DW94	L & T	3	T3T1685424	465	
E & C*		2	T2T1084927	256		E & C*	3	T3T1685427	476	
		3	T3T1084927	330		S	3	T3T1685429	478	
S		2	T2T1084929	258						
		3	T3T1084929	332						

* Installation on C-Bodies or standard service bodies with CRK reinforcement also requires p/n BINSTTCRK

Part Number decoding

TpT111wwhh : TELETOP ASY-TpT111wwhh
p = number of sections
111 = length of service body
ww = load area width of service body
hh = load area height of service body