

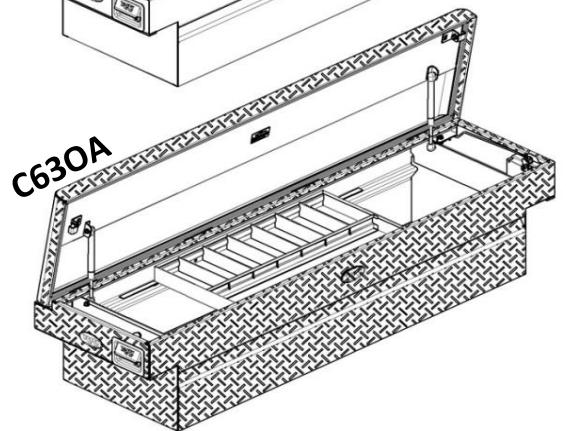
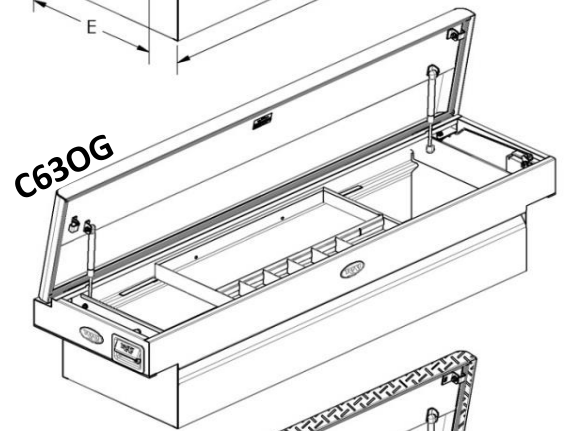
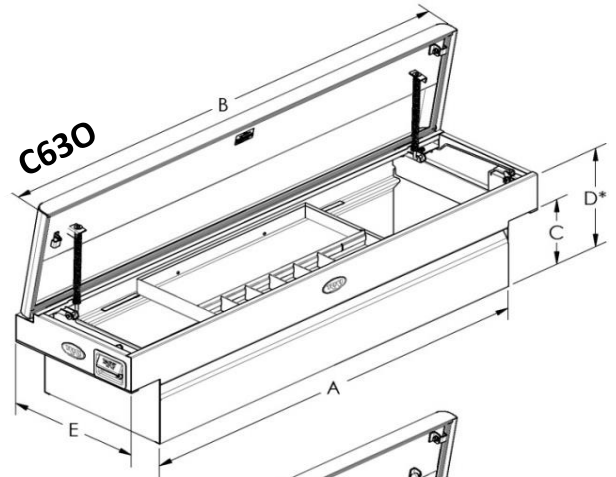


**NEW OFFSET LID C63 CROSS BOXES**

Model	Color	Lid Prop Construction	A Length	B Overall Length	C Mount Height	D Overall Depth	E Width	Approximate Shipping Weight (lbs)	Standard Tray
<b>STEEL</b>									
BC630	White	Compression Springs	60-½"	71-¼"	10-¼"	17- <sup>7</sup> / <sub>16</sub> "	20"	189-½	ST
BC630B	Black							189-½	
BC630G	White	Gas Shocks	60-½"	71-¼"	10-¼"	17- <sup>7</sup> / <sub>16</sub> "	20"	189-¼	ST
BC630GB	Black							189-¼	
<b>ALUMINUM</b>									
BC630A	Raw	Gas Shocks	60-½"	71-½"	10-¼"	17- <sup>7</sup> / <sub>16</sub> "	20"	94-½	ST
BC630AW	White							97	
BC630AB	Black							97	

**Features**

- Available in high-quality steel or rugged aluminum treadplate - like all C-Series crossboxes
- Lid is offset 3" to provide for flush mounting of crossbox against bulkheads or other bed equipment
- Compatible with RKI Window Grilles for flush mounting
- 'G' suffix on steel cross box indicates use of gas shocks for lid prop, providing self-opening feature
- Built-in end dividers for convenient storage of small items
- All steel C-Series crossboxes are available in black powder coat finish - just add a 'B' to the end of the model number
- All aluminum C-Series crossboxes are available in black or white powder coat finish - just add a 'B' to the end of the model number for black or a 'W' for white



\* 'D' dimension is with lid closed

